



# DISEGNO *Series*

Timeless Design & Professional Performance



—| INTRODUCING: **DISEGNO** Series

# ELICA PLUS FEATURES



## HUSH SYSTEM

An exclusive sound deadening technology that effectively reduces sound levels by over 35%.



## HEAT GUARD

Senses extreme temperatures (159° F) and automatically adjusts the blower speed to HIGH.



## SEAMLESS CRAFTSMANSHIP

Heavy gauge stainless steel “Seamless” construction that delivers refined elegance.



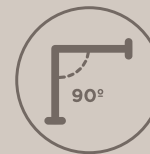
## PROFESSIONAL PERFORMANCE

Special features and high performances for models with aspiration capacity between 600 and 1200 CFM's.



## STAINLESS STEEL BAFFLE FILTERS WITH GREASE COLLECTORS

Designed for high airflow cooking, the “S” shape design traps high volumes of grease.



## REAR OUTLET INSTALLATION

The Elica Easy Mounting System makes ducting out through the rear wall behind the hood canopy possible for this style hood.



## ELICA EASY MOUNTING SYSTEM

Elica's patented Easy Mounting System enables hood installation to be done in 6 easy steps, without ladders, without the added cost of purchasing a specialized duct transition, and without the added cost of purchasing a duct cover to hide ducting connection points.

# | DISEGNO Series |



## EASY CONNECTION

Connecting the duct transition to the ducting is done before the hood shell is affixed to the wall, leaving full & open access to the blower and outlet.

## TROUBLE-FREE DUCTING

With a Rear Outlet capability, installation is simple and requires no extra costs. Elica supplies a standard duct transition with the insert hood and there is no need of a special Duct transition for the installation.

## NO NEED OF A DUCT COVER

The duct transition is connected to the ducting before the shell is installed on the wall, providing zero obstructions for the installer allowing to have a seamless duct connection and no need of the extra cost of a duct cover.



FOR THOSE IN SEARCH OF **QUALITY & SIMPLENESS**

## SUPERIOR FIT & FINISH

Disegno models are precision engineered and produced with the most technologically advanced equipment, that deliver a highly refined & luxurious design, with a higher degree of quality.

## EFFORTLESS MAINTENANCE

Elica Professional Stainless Steel Baffle Filters are easily accessible from outside of the hood. Filter removal and re-installation is effortless, and cleaning can be managed by the dishwasher.



# CATANIA

INSPIRED BY THE ITALIAN CITY OF CATANIA,  
and the surrounding volcanic Mt. Etna & Ionian Sea.



## CATANIA DELIVERS A **BOLD STATEMENT** AND COMPLEMENTS EVEN THE MOST GLAMOROUS KITCHENS.

Available in 36" and 48" widths and built with Italian craftsmanship and precision equipment that delivers seamless welding that is flawless, and a superior fit & finish that is Noticeable.



### DESIGN



#### DECORATIVE MIRROR STAINLESS STEEL FINISH

Catania canopies offer a classic rectangular shape, produced with heavy gauge 304 stainless steel and accented with a mirror finish stainless steel front rim and vertical banding with rivets.

### PERFORMANCE



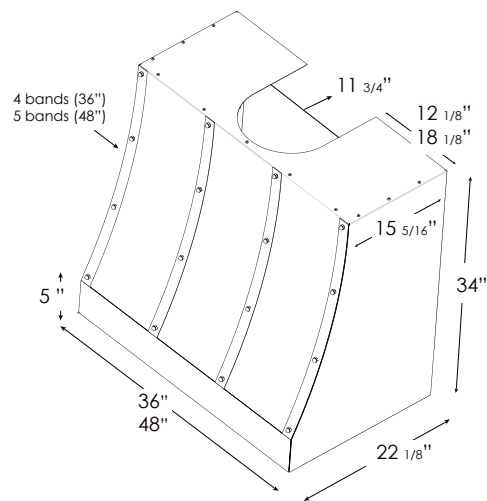
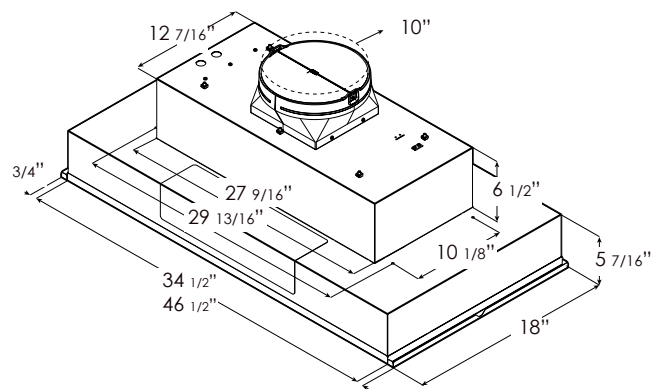
#### ELICA'S TRENTO INSERT HOOD

Catania canopies are paired with our Trento Pro Series Insert, which comes equipped with 600 or 1200 CFM blowers, soft LED lighting, plus Elica's patented HUSH Sound Suppression System.

##### TRENTO

ETR634SS (600 CFM)  
ETR134SI (1200 CFM)  
ETR146SS (1200 CFM)

## LINE DRAWING



## MODELS

**CATANIA 36"**  
ECTX36SS



**CATANIA 48"**  
ECTX48SS





# ORISTANO

INSPIRED BY THE TRADITIONAL ARCHITECTURE OF ORISTANO,  
the capital city of Sardinia Italy.



# ORISTANO HAS A SEAMLESS FLOW & MIRRORED LOOK THAT DELIVERS AN **ELEGANT STATEMENT** TO COMPLEMENT EVEN THE MOST EXQUISITE KITCHENS

Available in 36" and 48" widths, Oristano is designed to support those with a passion for food & gourmet cooking with Professional Performance and Elica's Plus Features.



## DESIGN



### MIRROR STAINLESS STEEL BANDS & A SEAMLESS FLOW

Oristano canopies have a gently tapered look, produced with heavy gauge 304 stainless steel and accented with a mirror finish stainless steel front rim and vertical banding with rivets.

## INSTALLATION



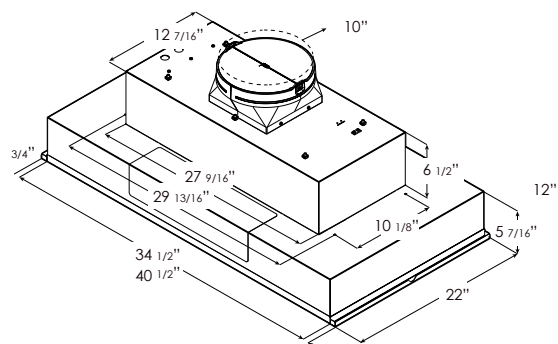
### ELICA'S AREZZO INSERT HOOD

Oristano canopies are paired with our Arezzo Pro Series Insert, which comes equipped with 600 or 1200 CFM blowers, soft LED lighting, plus Elica's patented HUSH Sound Suppression System.

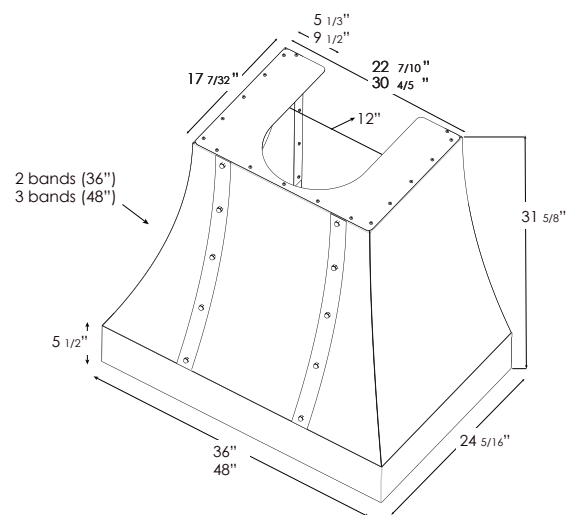
#### AREZZO

EAR634SS (600 CFM)  
EAR134S4 (1200 CFM)  
EAR140S4 (1200 CFM)

## LINE DRAWING



**ORISTANO 36"**  
EORX36SS



**ORISTANO 48"**  
EORX48SS



# —| ELICA'S 6 EASY STEPS FOR MOUNTING

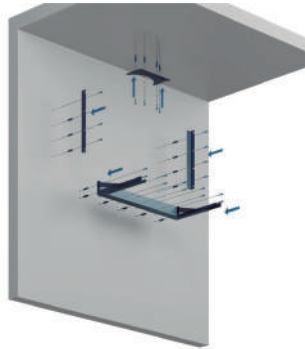
ELICA **PATENTED EASY MOUNTING SYSTEM** ENABLES HOOD INSTALLATION TO BE COMPLETED IN 6 EASY STEPS, WITHOUT HAVING TO PURCHASE A DUCT COVER OR A SPECIALIZED DUCT TRANSITION, PLUS IT MAKES REAR OUTLET POSSIBLE.




**1** Drill using installation template.



**2** Fix support Brackets to wall and ceiling.




**3** Secure the insert hood to the lower support.



**4** Affix the ducting. Choose between Rear or Ceiling Outlet.



**5** Slip the fixed bolts on the shell into the eyelets in the vertical brackets, lay the top of the shell over the ceiling bracket. A solid connection will create a “click”.



**6** Secure the insert hood to the Shell from the inside placing the screws on the corresponding drill holes.



\*Optional trim kit & duct extensions available.



# EARN 3 YEARS OF WARRANTY



TWO (2) YEARS PARTS & IN-HOME LABOR.  
EARN AN ADDITIONAL ONE (1) YEAR OF  
PARTS & IN-HOME LABOR BY REGISTERING  
ON [ELICA.COM](http://ELICA.COM)

For valid warranty extension, register within 3  
months from purchase.  
For USA & Canada Users Only.



VISIT [elica.com](http://elica.com)

